


ACCESSORIES



DETAIL



Triplex plunger pump; Separate regulator; Total Stop;

Long service life triplex plunger pump which is stable, durable and powerful.

The shut down function is convenient and can extend the life of internal parts.

Separate regulator has low after-sales maintenance cost. The plastic case can be pushed up directly, easy to repair.



Strong rinsing power



Nameplate
laser engraved



Pneumatic tires

Good anti-vibration effect



Gasoline engine

Sufficient power, high pressure, can be refueled for cleaning anytime, anywhere



Hook

Foldable armrests

OPTIONAL ACCESSORIES



BASIC REPAIRABLE ACCESSORIES



OPERATION STEPS



1. Change oil cap before using




2. Machine connected to the inlet and outlet pipes



3. Add unleaded gasoline



4. Turn the ignition switch to 'on'



5. Push the oil switch




6. Push the accelerator to the bottom



7. Push the damper to 1/3



8. Pull the starting rope to start the machine



9. When the machine starts, push the damper to the bottom and let the fuel burn completely

OPERATION STEPS



1. Change oil cap before using




2. Machine connected to the inlet and outlet pipes



3. Add unleaded gasoline



4. Turn the ignition switch to 'on'



5. Push the oil switch



6. Push the accelerator to the bottom



7. Push the damper to 1/3



8. Pull the starting rope to start the machine



9. When the machine starts, push the damper to the bottom and let the fuel burn completely